



Cultural Funding by Government—2019–20

Victorian Government

The estimate of expenditure funded by the Victorian Government in 2019–20 for cultural activities was **\$587.3m**. This represented an increase of 7% or \$40.2m from 2017–18¹. This amount included **\$35.2m** of COVID support funding for eligible organisations, businesses, and individuals in creative and cultural industries.²

Table 1. Victorian Government cultural expenditure, 2016–17 to 2019–20

2016–17	2017–18	2019–20
\$492.6m	\$547.1m ↑11%	\$587.3m ↑7%

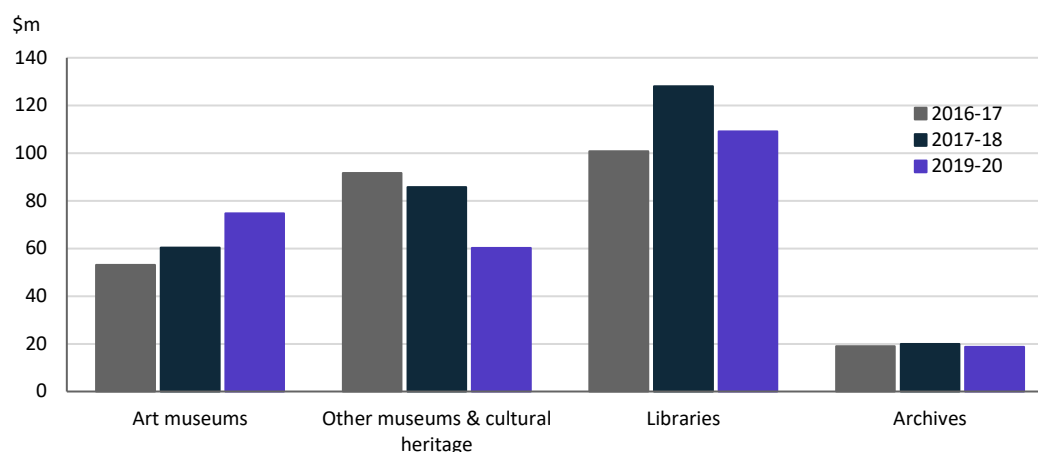
- Recurrent expenses accounted for 86% (\$503.8m) of funded cultural expenditure.
- Capital expenditure was \$83.6m, and the largest three categories were *Performing arts venues* (\$31.5m), *Film and video production and distribution* (\$28.3m) and *Art museums* (\$9.4m).
- The estimate of per person funding with COVID support was \$88.17, and without was \$82.89.

Funds on *Heritage* activities decreased 11% (or \$31.2m) to \$262.8m.

This decrease was driven by lower expenditure on the categories of *Other museums and cultural heritage* (↓\$25.5m) and *Libraries* (↓\$18.9m). Decreases were offset by an increase in *Art museums* (↑\$14.3m).

Over one-third (42%) of *Heritage* funds were spent on *Libraries* (\$109.1m).

Figure 1. Victorian Government heritage expenditure



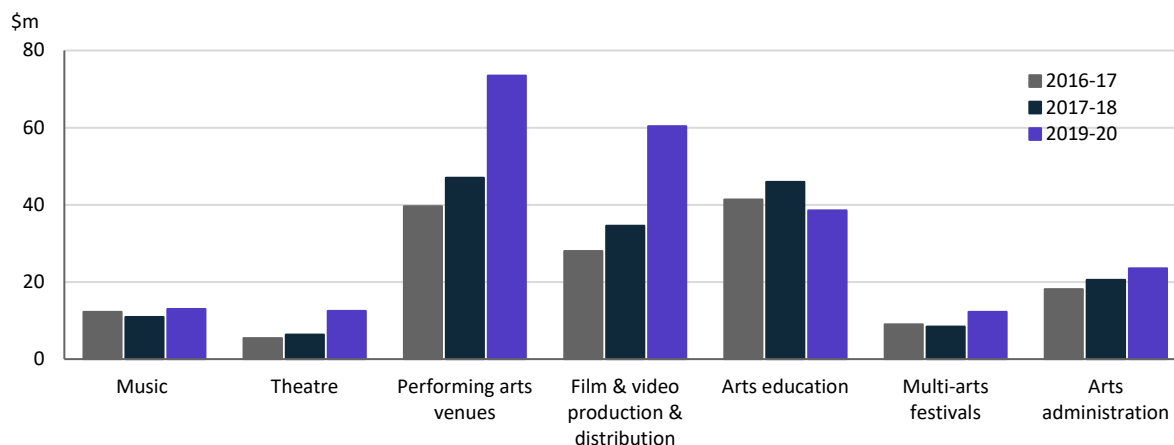
Funds for *Arts* activities rose 14% (or \$36.3m) to \$289.4m.

¹ *Cultural Funding by Government* survey not conducted in 2018–19, as it changed to a biennial collection.

² COVID support funding included in Total recurrent and Total figures only. COVID funding not reported by category.

Three main contributors to this movement were *Performing arts venues* ↑\$26.5m, *Film and video production and distribution* ↑\$25.8m, and *Theatre* ↑\$6.1m. Conversely, funding for *Cross-art form* dropped by \$22.6m due to completion of capital works.

Figure 2. Victorian Government arts expenditure, by selected categories



The main categories of Arts activities funding were:

- *Performing arts venues*—\$73.5m
- *Film and video production and distribution*—\$60.4m
- *Arts education*—\$38.6m
- *Music*—\$13.0m.

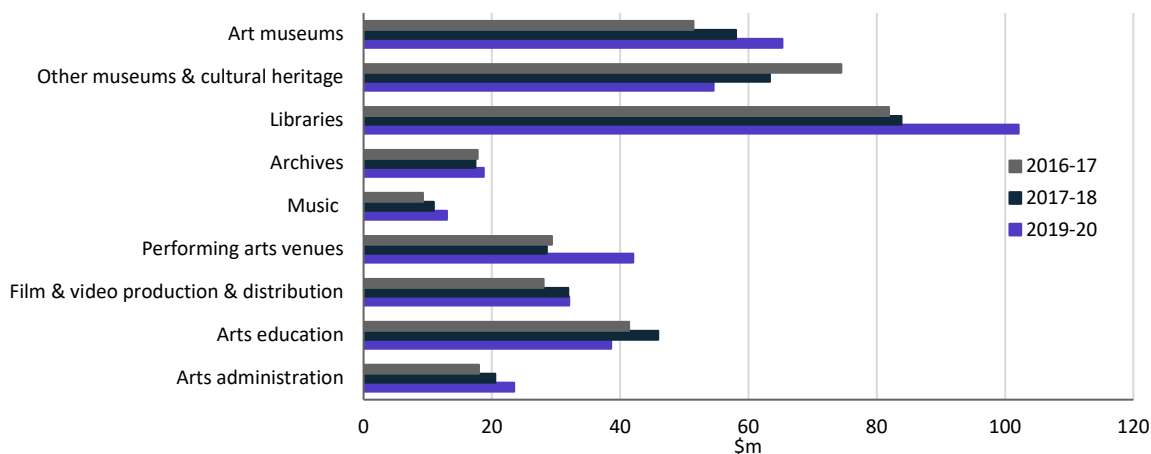
Total recurrent expenditure increased 13% (or \$56.2m) to \$503.8m (including \$35.2m for COVID support funding).³

Table 2. Victorian Government recurrent cultural expenditure, 2016–17 to 2019–20

2016–17	2017–18	2019–20
\$431.2m	\$447.6m ↑4%	\$503.8m ↑13%

The largest recurrent expenditure was for *Libraries*, \$102.1m, followed by *Art museums* \$65.3m, and *Other museums and cultural heritage* (\$54.6m).

Figure 3. Victorian Government recurrent cultural expenditure, by selected categories



³ COVID support funding included in Total recurrent and Total figures only. COVID funding not reported by category.