

Cultural Funding by Government—2021–22

Victorian Government

The estimate of expenditure funded by the Victorian Government in 2021–22 for cultural activities was **\$745.0m**. This represented a decrease of 3% or \$26.9m from 2020–21. This amount includes **\$105.4m** of targeted COVID support funding for cultural and creative organisations and infrastructure, businesses, individuals, support programs and initiatives.

In 2021-22, the Victorian Government also contributed an additional \$359.8m to eligible businesses and individuals in cultural and creative industries through its general COVID business support programs. This wider economy COVID support funding is not included in the analysis below.

Table 1. Victorian Government cultural expenditure, 2019–20 to 2021–22

2019–20 ¹	2020–21 ²	2021–22 ³
\$552.2m	\$771.9m ↑40%	\$745.0m ↓3%

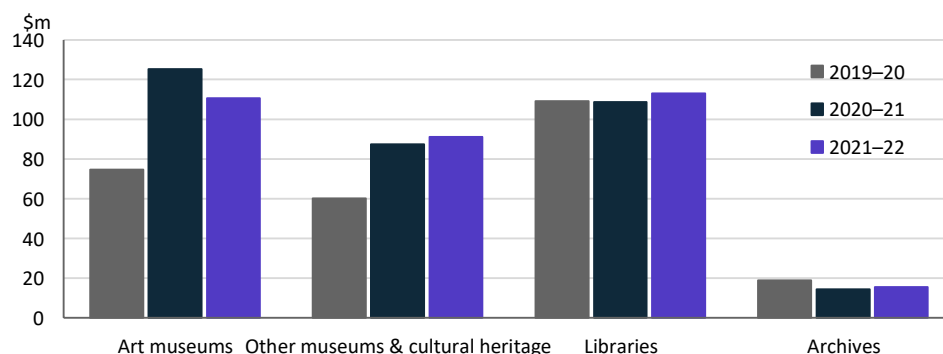
- Recurrent expenses accounted for 77% (\$574.8m) of funded cultural expenditure.
- Capital expenditure was \$170.2m, and the largest three categories were *Performing arts venues* (\$90.2m), *Other museums and cultural heritage* (\$30.1m) and *Libraries* (\$19.2m).
- The estimate of per person funding was \$113.54.

Funds on Total *Heritage* activities (recurrent and capital) decreased 2% (or \$5.2m) to \$330.2m.

This decrease was driven by a drop in *Art Museums* (↓ \$14.6m), however was offset by increases in the categories of *Libraries* (↑\$4.4m), *Other museums and cultural heritage* (↑\$3.7m) and *Archives* (↑\$1.1m).

Over a third (34%) of *Heritage* funds were spent on *Libraries* (\$113.0m), 33% on *Art museums* (\$110.6m), 28% on *Other museums and cultural heritage* (\$91.1m) and 5% on *Archives* (\$15.4m).

Figure 1. Victorian Government heritage expenditure (recurrent and capital)



¹ Includes \$23.5m targeted cultural and creative sector COVID support funding.

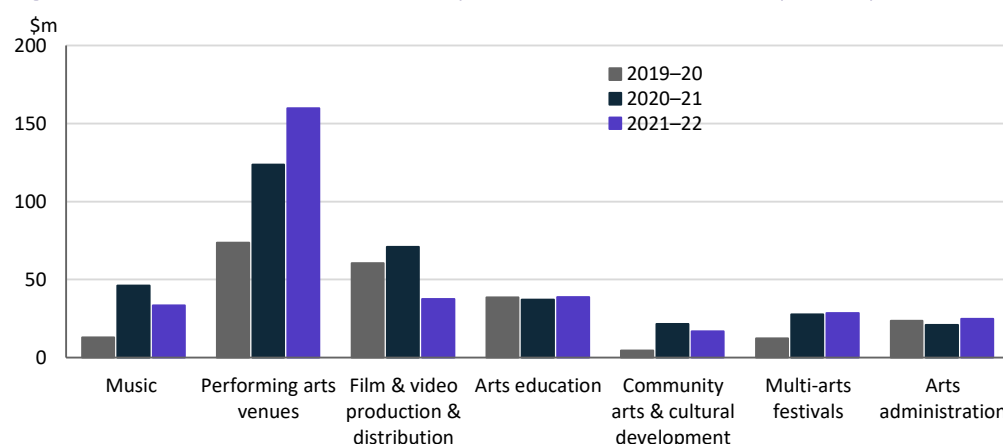
² Includes \$122.0m targeted cultural and creative sector COVID support funding, reported across categories and totals.

³ Includes \$105.4m targeted cultural and creative sector COVID support funding, reported across categories and totals.

Funds for Total Arts activities (recurrent and capital) dropped 5% (or \$21.5m) to \$414.9m.

The main contributors to this decrease were *Film and video production and distribution* (↓\$33.4m), *Music* (↓\$12.7m) and *Cross-art form* (↓\$6.7m). The largest increase was *Performing arts venues* (↑\$36.1m).

Figure 2. Victorian Government arts expenditure (recurrent and capital), by selected categories



The main categories of Arts activities funding were:

- *Performing arts venues*—\$160.0m
- *Arts Education*—\$38.7m
- *Film and video production and distribution*—\$37.6m
- *Music*—\$33.5m.

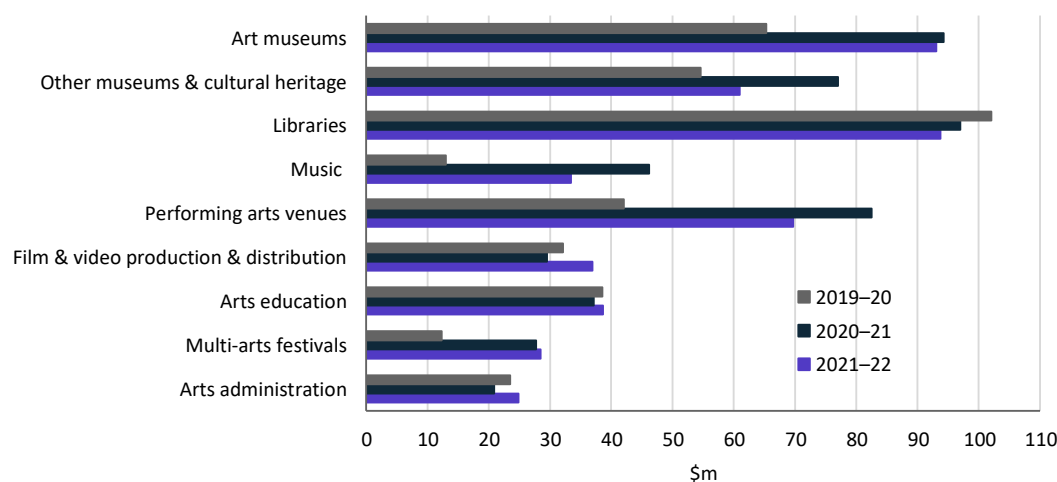
Total recurrent expenditure (including COVID support funding) decreased 5% (or \$29.0m) to \$574.8m.

Table 2. Victorian Government recurrent cultural expenditure, 2019-20 to 2021-22

2019-20 ⁴	2020-21 ⁵	2021-22 ⁶
\$468.6m	\$603.8m ↑29%	\$574.8m ↓5%

The largest recurrent expenditure was for Libraries, \$93.8m, followed by *Art museums* \$93.1m.

Figure 3. Victorian Government recurrent cultural expenditure, by selected categories



⁴ Includes \$23.5m targeted cultural and creative sector COVID support funding.

⁵ Includes \$122.0m targeted cultural and creative sector COVID support funding, reported across categories and totals.

⁶ Includes \$105.4m targeted cultural and creative sector COVID support funding, reported across categories and totals.