

Cultural Funding by Government—2021–22

New South Wales Government

The estimate of expenditure funded by the New South Wales Government in 2021–22 for cultural activities was **\$1,159.6m**. This represented an increase of 28% or \$253.2m from 2020–21. This amount includes **\$267.4m** of targeted COVID support funding for cultural and creative organisations and infrastructure, businesses, individuals, support programs and initiatives. The COVID funding includes **\$5.9m** that could not be reported by individual category and is included in the totals only.

Table 1. New South Wales Government cultural expenditure, 2019–20 to 2021–22

2019–20	2021–22 ¹	2021–22 ²
\$799.4m	\$906.4m ↑13%	\$1,159.6m ↑28%

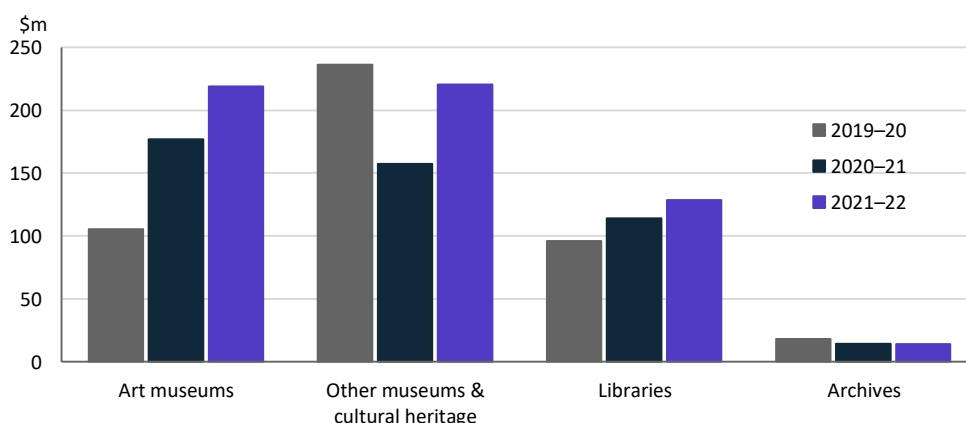
- Recurrent expenses accounted for 70% (\$815.7m) of funded cultural expenditure.
- Capital expenditure was \$343.9m, and the largest two categories were *Art museums* (\$165.9m) and *Other museums and cultural heritage* (\$68.3m).
- The estimate of per person funding was \$143.23.

Funds for Total *Heritage* activities (recurrent and capital) rose 26% (or \$119.3m) to \$581.8m.

This rise was driven by increased expenditure on the categories of *Other museums and cultural heritage* (↑\$63.0m) and *Art museums* (↑\$41.9m).

Just over three-quarters (76%) of *Heritage* funds were spent on *Other museums and cultural heritage* (\$220.4m) and *Art museums* (\$218.9m) combined.

Figure 1. New South Wales Government heritage expenditure (recurrent and capital)



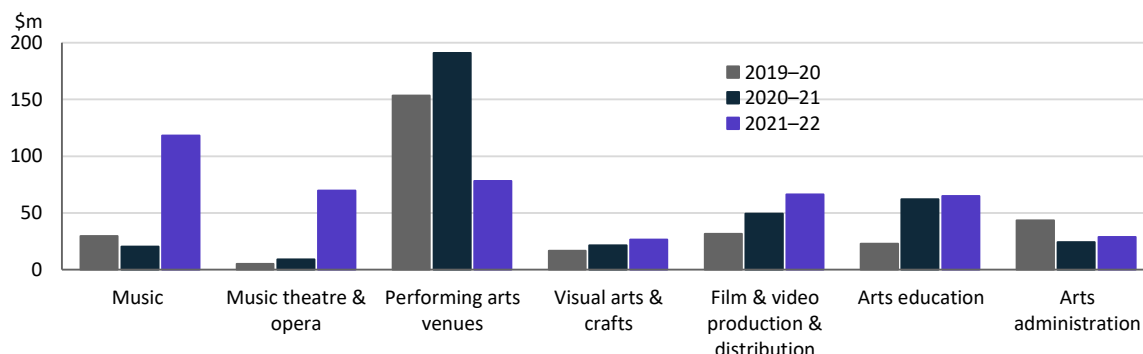
Funds for Total *Arts* activities (recurrent and capital) rose 29% (or \$128.0m) to \$571.9m.

¹ Includes \$80.0m targeted cultural and creative sector COVID support funding, reported across categories and totals.

² Includes \$267.4m targeted cultural and creative sector COVID support funding, reported across categories and totals. \$5.9m is included in the totals only.

The main contributors to this increase were *Music* ↑\$97.6m and *Music theatre and opera* ↑\$60.4m. These increases were due to the COVID support packages - Performing Arts COVID Relaunch package and Event Saver, which had a focus on contemporary music and theatre and music theatre.

Figure 2. New South Wales Government arts expenditure (recurrent and capital), by selected categories



One fifth (21%) of all funded expenditure by the New South Wales Government on *Arts* activities was spent on *Music* (\$118.1m).

Other main categories of *Arts* activities funding were:

- *Performing arts venues*—\$78.2m
- *Music theatre and opera*—\$69.7m
- *Film and video production and distribution*—\$66.4m
- *Arts education*—\$65.1m.

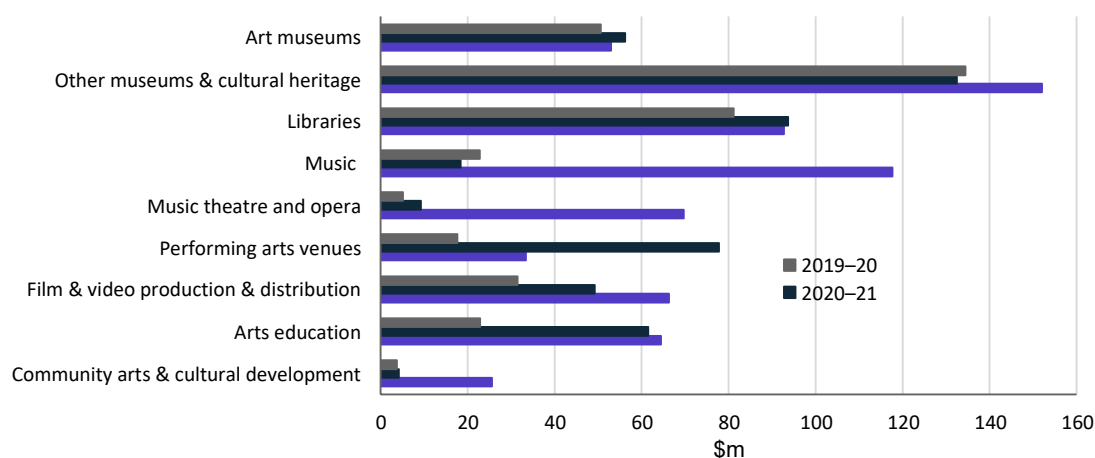
Total recurrent expenditure increased 35% (or \$213.0m) to \$815.7m.

Table 2. New South Wales Government recurrent cultural expenditure, 2019-20 to 2021-22

2019-20	2020-21 ³	2021-22 ⁴
\$447.6m	\$602.7m ↑35%	\$815.7m ↑35%

The largest recurrent expenditure was for *Other museums and cultural heritage*, \$152.1m, followed by *Music* (\$117.7m) and *Libraries* (\$92.8m).

Figure 3. New South Wales Government recurrent cultural expenditure, by selected categories



³ Includes \$80.0m targeted cultural and creative sector COVID support funding, reported across categories and totals.

⁴ Includes \$267.4m targeted cultural and creative sector COVID support funding, reported across categories and totals. \$5.9m is included in the totals only.